

# Munters Euroemme ED HE

## Air extraction fans

The ED HE series consists of energy efficient, very robust and reliable exhaust box fans, delivering excellent performance in any livestock farming (broiler, layer, swine, dairy) and greenhouse application.

### Benefits

- Optimized airflow
- Energy efficient solution, saving up to 50% of electricity with the E-line version
- Superior durability with M-Protect coating
- Low maintenance
- Suited for minimum ventilation


The ED HE series includes three versions, 24", 30" and 36", and combines optimal airflow capacity with low energy consumption and reduced maintenance, allowing the farmer to lower costs and increase productivity.

ED HE fans feature the housing, built-in discharge cone, 3-blade propeller and shutters made in M-Protect for extra strength and resistance against corrosion.

The patented centrifugal system controls the shutters that remain tightly closed when the fan is off to avoid air leakage and block light.

The direct drive motor enhance the efficiency in operation. The ED36HE E-line version reduces power consumption by up to 50% compared to the same fan with AC motor, while enabling speed regulation.

As the market leader in ventilation solutions for more than 60 years, GrainProteinTech Climate Control & Air Treatment guarantees quality and is ISO 9001 certified.



ED30HE



ED36HE E-line




Proudly manufactured with 100% renewable energy in our plants in Italy

## Future-proof your farm with ED36HE

Ready for the new European ErP Regulation.

Engineered to meet EU efficiency requirements, the ErP-compliant ED36HE evolved to ensure maximum reliability and performance your farm demands.

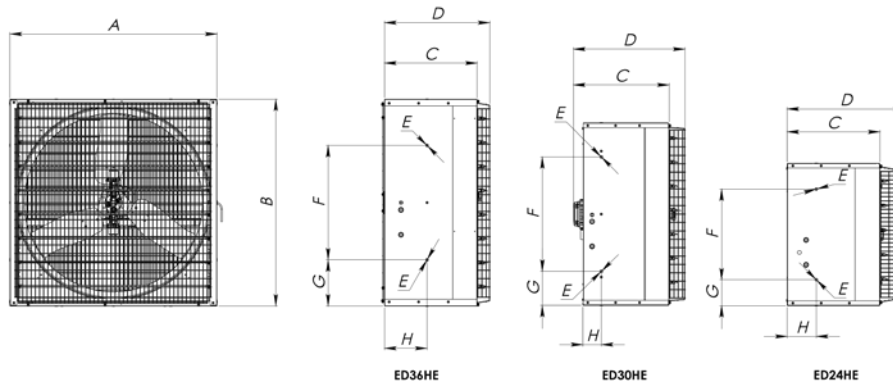
- Full CE compliance: secure your farm with our certified fans.
- Tuned for robustness: optimized motor and propeller.
- Built to last: proven rugged design for minimum ventilation.



# Munters Euroemme ED HE

## AC motor

### Dimensions



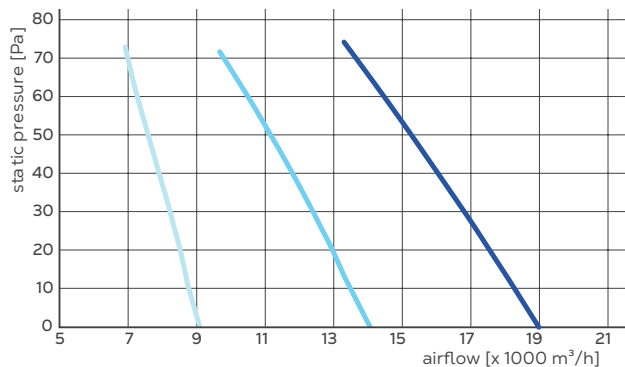
	A	B	C	D	E	F	G	H
ED36HE	1085 mm	1085 mm	496 mm	566 mm	M8	600 mm	242.5 mm	222 mm
ED30HE	950 mm	950 mm	485 mm	570 mm	M8	600 mm	175 mm	95 mm
ED24HE	750 mm	750 mm	485 mm	620 mm	M8	475 mm	137.5 mm	150 mm

### Technical specifications

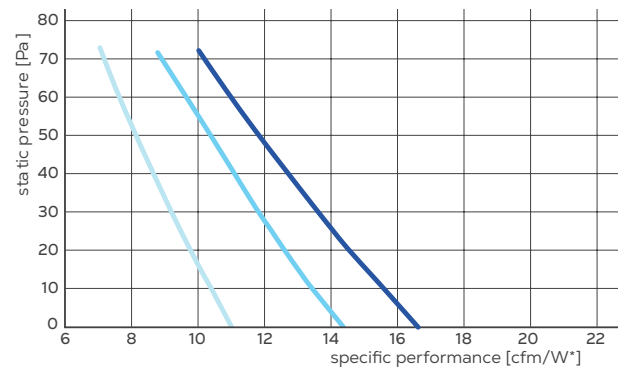
		ED36HE	ED30HE	ED24HE
Nominal power	hp [kW]	1.0 [0.75]	0.5 [0.4]	0.5 [0.4]
Propeller diameter	mm [inch]	920 [36]	770 [30]	610 [24]
Number of blades/material		3/M-Protect		
Number of shutter blades		8	7	5
Motor/drive type		AC/Direct		
Weight of fully equipped fan	kg	72	60	49
Max power consumption/max current <sup>1</sup>	W/A	806/2.2	720/1.3	610/1.2
Max operating temperature	°C [°F]	50 [122]		
Max operating pressure	Pa	90	50	50
Motor insulation grade/protective class		F/IP55		
Noise level <sup>2</sup>	Db(a)	71.9	69.8	72.5

<sup>1</sup>50 Hz 400 V specification, 60 Hz available upon request (excluding ED36HE), <sup>2</sup>Noise measured according to ISO 3744

Airflow



Efficiency



— ED36HE IE3, — ED30HE IE2, — ED24HE IE2

Airflow and efficiency tested in the test chamber in accordance with ANSI/AMCA 210/15 Standard, certified by BESS Lab. \*1 cfm/W = 1.7 (m³/h)/W

### Load capacity

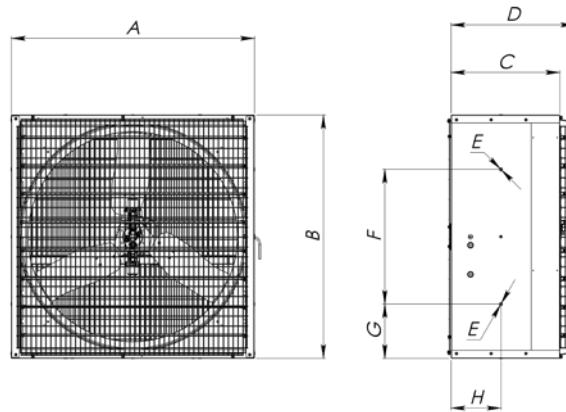
	ED36HE		ED30HE	ED24HE
	Unassembled	Assembled	Assembled	Assembled
40' HC container	340	82	96	138
13.6 m truck	-	96	112	204

Pyramidal mesh for installation below 2.7 m available upon request

# Munters Euroemme ED HE

## E-line

### Dimensions

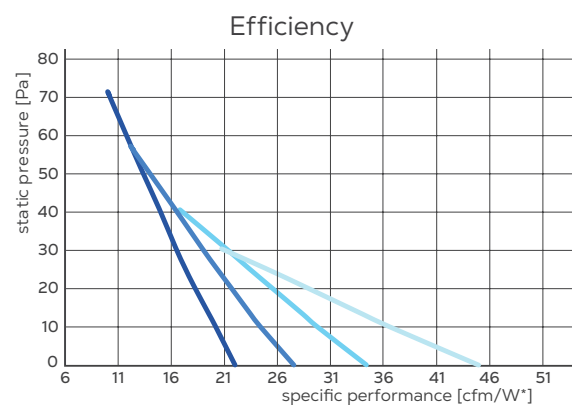
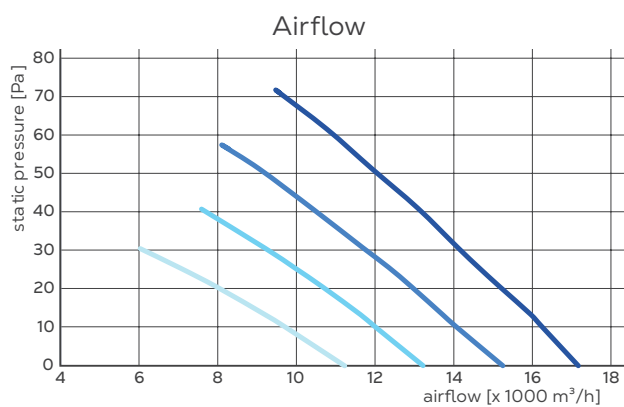


	A	B	C	D	E	F	G	H
ED36HE	1085 mm	1085 mm	496 mm	566 mm	M8	600 mm	242.5 mm	222 mm

### Technical specifications

		ED36HE E-line
Nominal power	hp [kW]	1.1 [0.8]
Propeller diameter	mm [inch]	915 [36]
Number of blades/material		3/M-Protect
Number of shutter blades		8
Motor/drive type		EC/Direct
Weight of fully equipped fan	kg	70
Max power consumption/max current <sup>1</sup>	W/A	750/1.6
Max operating temperature	°C [°F]	50 [122]
Max operating pressure	Pa	50
Motor insulation grade/protective class		H/IP66
Noise level <sup>2</sup>	Db(a)	72.1

<sup>1</sup>50 Hz 400 V specification, 60 Hz available upon request, <sup>2</sup>Noise measured according to ISO 3744



— 850 rpm, — 750 rpm, — 650 rpm, — 550 rpm. Airflow and efficiency data according to BESS Lab test #24362. \*1 cfm/W = 1.7 (m³/h)/W

### Load capacity

	ED36HE E-line	
	Unassembled	Assembled
40' HC container	340	82
13.6 m truck	-	96

Pyramidal mesh for installation below 2.7 m available upon request